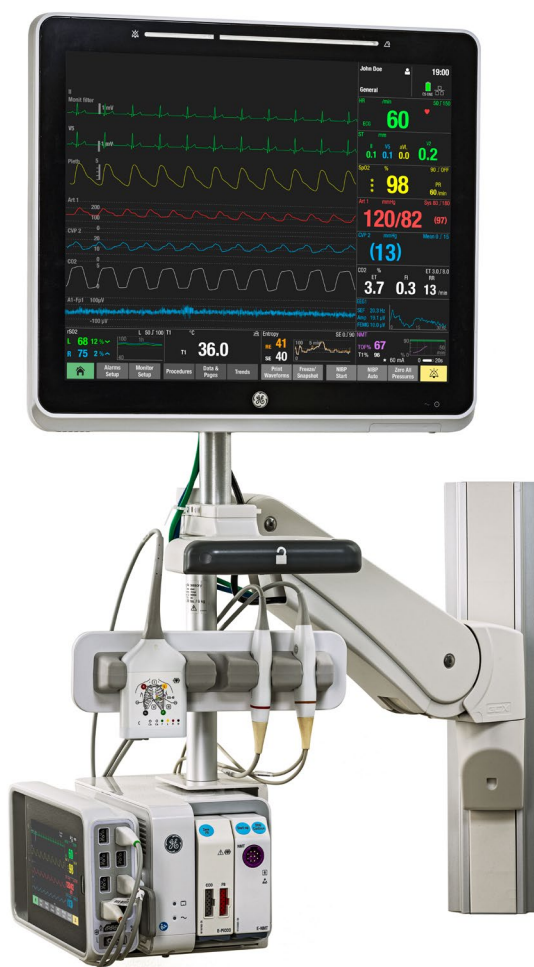




# CARESCAPE Canvas™

Mounting Options for Clinical Applications



# Contents


Wall, ceiling and pendant solutions for CARESCAPE Canvas monitor with F2 or F5 frame .....	4-5
Aisys CS <sup>2</sup> carestation with CARESCAPE Canvas monitor, F2 frame with CARESCAPE ONE monitor, F5 with CARESCAPE PDM – vertical setup.....	6-7
Aisys CS <sup>2</sup> carestation with CARESCAPE Canvas monitor, F2 frame with CARESCAPE ONE monitor, F5 with CARESCAPE PDM – horizontal setup.....	8-9
Aisys CS <sup>2</sup> carestation with CARESCAPE Canvas monitor, F7 frame with CARESCAPE ONE monitor .....	10-11
Carestation 750, F2 frame with CARESCAPE ONE monitor, F5 with CARESCAPE PDM.....	12-13

For additional options, please download the GE GCX mounting guide app for iPad via the link: [geapp.gcx.com](http://geapp.gcx.com)

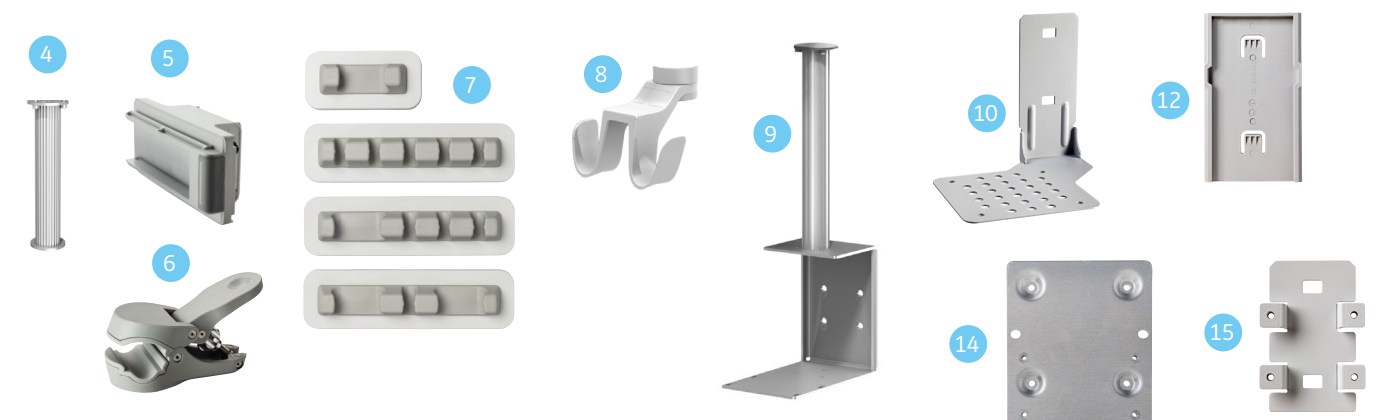
or refer to CARESCAPE ONE mounting options for clinical applications guide JB00266XX.

All options may not be available in all markets.


# Wall, ceiling and pendant solutions for CARESCAPE Canvas monitor with F2 or F5 frame



	Description	GE PN	GCX PN	No.
<b>Wall channel</b>	19"/48.3 cm	411959-001	WC-0002-05	1
	25"/63.5 cm	416537-006	WC-0002-07	
	31"/78.7 cm	416537-012	WC-0002-09	
	37"/94.0 cm	2100267-001	WC-0002-11	
	43"/109.2 cm	416537-025	WC-0002-13	
	49"/124.5 cm	2100269-001	WC-0002-15	
	55"/139.7 cm	2100270-001	WC-0002-17	
<b>Arms</b>	<b>Arms with up to 20 kg load limit</b>			
	VHM-P (Non-Locking) Variable Height Arm with Slide-In Mounting Plate	2096394-001	WS-0012-06	2
	VHM-PL (Locking) Variable Height Arm with Slide-In Mounting Plate	2096395-001	WS-0012-07	3
	8" M series arm with slide-in mounting plate	2022719-001	WMM-0002-01	
	12" M Series arm with slide-in mounting plate	407349-009	WMM-0002-02	13
	12" x 12" M Series arm with slide-in mounting plate	407349-022	WMM-0002-06	17
<b>Posts</b>	6" and 12" downpost kit	M1172465	WMM-0006-05	4
<b>F0 dock*</b>	CARESCAPE Dock F0	2099057-001		5
<b>Pole clamps</b>	Quick connect pole rail clamp	2090387-009	GEM-0027-88	6
<b>CARESCAPE PARAMETER holders</b>	CARESCAPE PARAMETER holder, 5 x small	2096245-001		7
	CARESCAPE PARAMETER holder, 1 x large	2096245-002		
	CARESCAPE PARAMETER holder, 2 X large 1 X small	2096245-003		
	CARESCAPE PARAMETER holder, 3X small 1X large	2096245-004		
<b>Cable hooks</b>	Dual cable hook	2038478-001	WMM-0006-04b	8
<b>F5 frame</b>	F5 Frame Channel and Clamp Post/Rail Mount	2043246-001		11
	M Series arm hanger	2043248-001		9
	Recorder Mounting			10
	Recorder rail	5862649		12
	CS F2 Mounting adapter for GCX frame mounting	5869468		14
	Recorder Mounting Adapter	5869480		15
	VHM-PL (Locking) Variable Height Arm with 9" / 22.9 cm Riser and VESA Mounting Plate	5876734	WS-0012-75	16



# Aisys CS<sup>2</sup> carestation with CARESCAPE Canvas monitor, F2 frame with CARESCAPE ONE monitor, F5 with CARESCAPE PDM – vertical setup




	Description	GE PN	GCX PN	No.
<b>Arms</b>	12" x 12" M Series arm with slide-in mounting plate	407349-022	WMM-0002-06	1
<b>Posts</b>	6" and 12" downpost kit	M1172465	WMM-0006-05	2 3
	CS F2 Mounting adapter for GCX frame mounting	5869468		4
<b>Pole clamps</b>	Quick connect pole rail clamp	2090387-009	GEM-0027-88	5
<b>Cable hooks</b>	Quad cable hooks with 3"/7.6 cm down post for cable management	2100261-001	WMM-0006-14	6
<b>CARESCAPE PARAMETER holders</b>	CARESCAPE PARAMETER holder 5 x small	2096245-001		7
	CARESCAPE PARAMETER holder, 1 x large	2096245-002		

CARESCAPE ONE monitor can be mounted on either side of the Aisys CS<sup>2</sup> carestation.  
 Always refer to the weight and torque limits indicated in the User Reference Manual.  
 For mounting solutions for anesthesia carestations, please refer to the Aisys configuration guide, DOC1385823.





# Aisys CS<sup>2</sup> carestation with CARESCAPE Canvas monitor, F2 frame with CARESCAPE ONE monitor, F5 with CARESCAPE PDM – horizontal setup


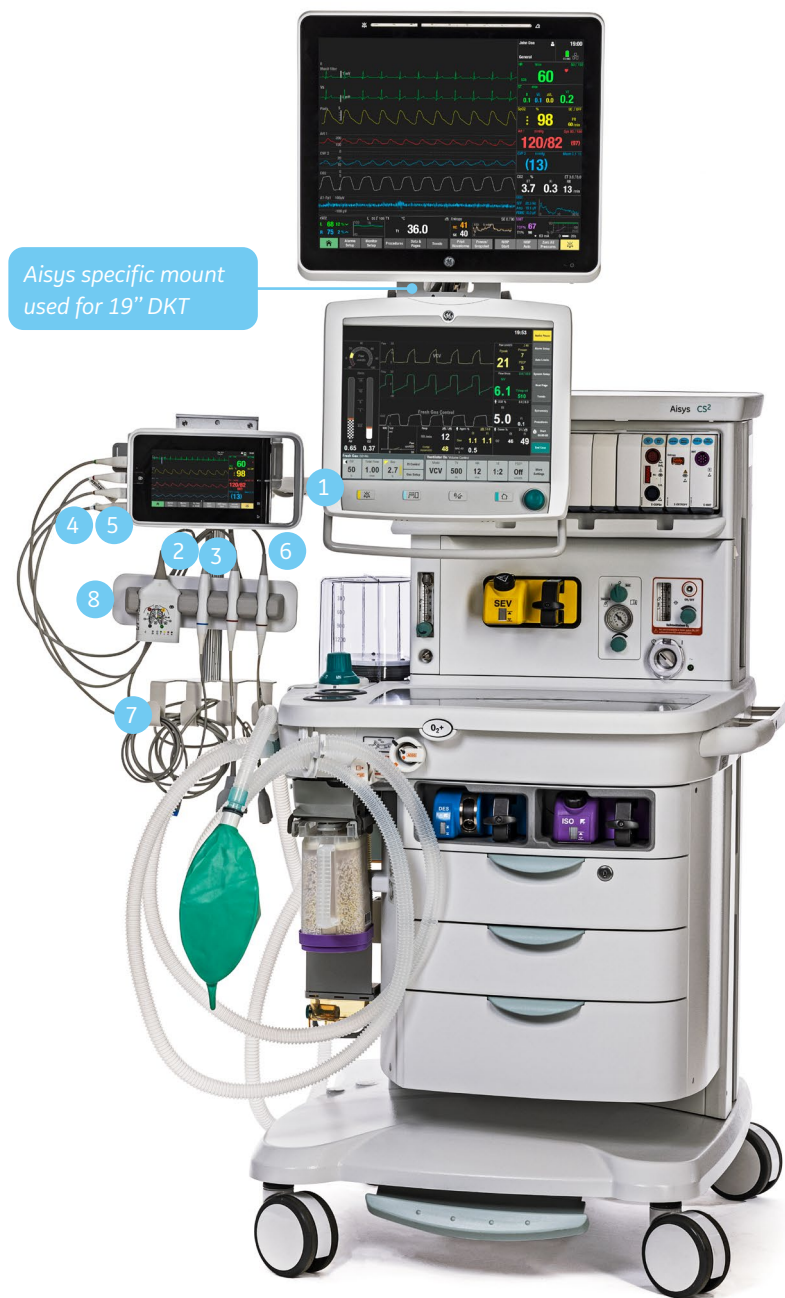


	Description	GE PN	GCX PN	No.
<b>Arms</b>	12" x 12" M Series arm with slide-in mounting plate	407349-022	WMM-0002-06	1
<b>Posts</b>	6" and 12" downpost kit	M1172465	WMM-0006-05	2 3
	CS F2 Mounting adapter for GCX frame mounting		5869468	4
<b>Pole clamps</b>	Quick connect pole rail clamp	2090387-009	GEM-0027-88	5
<b>Cable hooks</b>	Quad cable hooks with 3"/7.6 cm down post for cable management	2100261-001	WMM-0006-14	6
<b>CARESCAPE PARAMETER holders</b>	CARESCAPE PARAMETER holder 5 x small	2096245-001		7
	CARESCAPE PARAMETER holder, 1 x large	2096245-002		

CARESCAPE ONE monitor can be mounted on either side of the Aisys CS<sup>2</sup> carestation. Always refer to the weight and torque limits indicated in the User Reference Manual. For mounting solutions for anesthesia carestations, please refer to the Aisys configuration guide, DOC1385823.



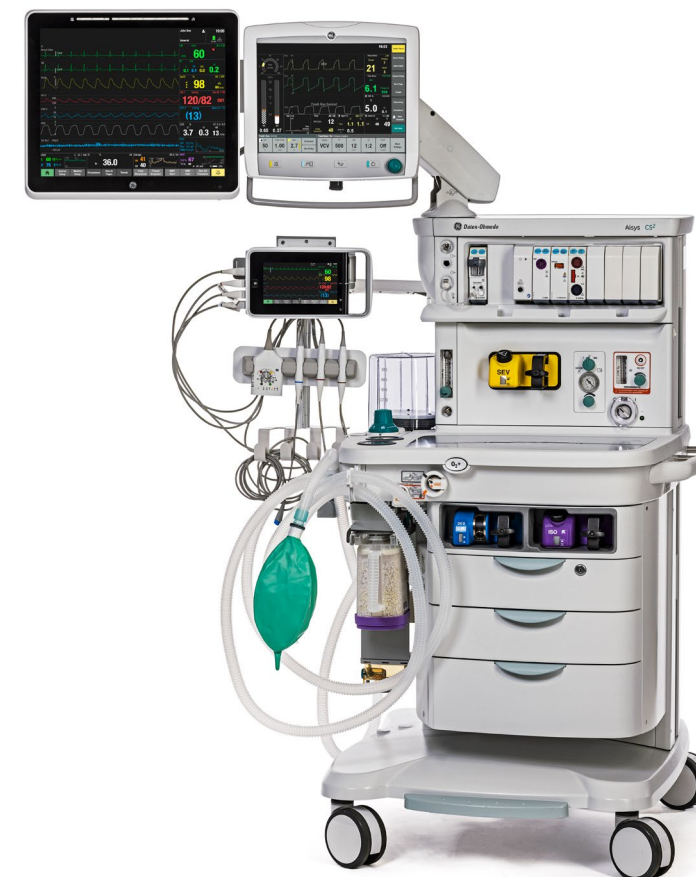
# Aisys CS<sup>2</sup> carestation with CARESCAPE Canvas monitor, F7 frame with CARESCAPE ONE monitor



	Description	GE PN	GCX PN	No.
<b>Arms</b>	12" x 12" M Series arm with slide-in mounting plate	407349-022	WMM-0002-06	1
<b>Posts</b>	6" and 12" downpost kit	M1172465	WMM-0006-05	2 3
	KIT F0 Dock Vesa mounting adapter	2090387-002	GEM-0027-16	4
<b>F0 dock*</b>	CARESCAPE Dock F0	2099057-001		5
<b>Pole clamps</b>	Quick connect pole rail clamp	2090387-009	GEM-0027-88	6
<b>Cable hooks</b>	Quad cable hooks with 3"/7.6 cm down post for cable management	2100261-001	WMM-0006-14	7
<b>CARESCAPE PARAMETER holders</b>	CARESCAPE PARAMETER holder 5 x small	2096245-001		8
	CARESCAPE PARAMETER holder, 1 x large	2096245-002		


CARESCAPE ONE monitor can be mounted on either side of Aisys CS<sup>2</sup> and Avance CS<sup>2</sup> machines. Always refer to the weight and torque limits indicated in the User Reference Manual.

\*When ordering CARESCAPE F0 Dock ATO model options, please refer to the CARESCAPE ONE sales configuration guide. For mounting solutions for anesthesia carestations, please refer to the Aisys configuration guide, DOC1385823.





# Carestation 750, F2 frame with CARESCAPE ONE monitor, F5 with CARESCAPE PDM



	Description	GE PN	GCX PN	No.
<b>Pole clamps</b>	Quick connect pole rail clamp	2090387-009	GEM-0027-88	1
	Quick connect pole rail clamp with swivel	2090387-010	GEM-0027-89	
	Kit Carescape One Pole / Rail Clamp	2090387-006	GEM-0027-84	2
<b>Cable hooks</b>	Dual cable hook	2038478-001	WMM-0006-04	
	Quad cable hooks with 3"/7.6 cm down post for cable management	2100261-001	WMM-0006-14	3
<b>CARESCAPE PARAMETER holders</b>	CARESCAPE PARAMETER holder 5 x small	2096245-001		
	CARESCAPE PARAMETER holder, 1 x large	2096245-002		
	CARESCAPE PARAMETER holder, 2 X large 1 X small	2096245-003		4
	CARESCAPE PARAMETER holder, 3X small 1X large	2096245-004		

CARESCAPE ONE monitor can be mounted on either side of Carestation 750 machine. Always refer to the weight and torque limits indicated in the User Reference Manual. For mounting solutions for Carestation 750, please refer to the Configuration Guide, DOC2461689.





Product may not be available in all countries and regions. Full product technical specification is available upon request. Contact a GE Healthcare Representative for more information. Please visit [www.gehealthcare.com/promotional-locations](http://www.gehealthcare.com/promotional-locations).

Data subject to change.

© 2022 General Electric Company.

GE, the GE monogram, CARESCAPE and Canvas are trademarks of General Electric Company.

GCX is a registered trademark of GCX Corporation. All other third-party trademarks are the property of their respective owners.

Reproduction in any form is forbidden without prior written permission from GE. Nothing in this material should be used to diagnose or treat any disease or condition. Readers must consult a healthcare professional.

All products may not be available in all markets.

The Carestation 750 machine is not available in all countries without regulatory approval. Carestation 750 machine is not cleared or approved by the US FDA. Not for sale in the United States.

JB19423XX 5/2022